

Data Sheet

Danfoss *Icon*™ Dial

Room Thermostats, 230 V

Description

Danfoss *Icon*™ Dial 088U1001Danfoss *Icon*™ Dial 088U1005

Danfoss *Icon*™ is a range of flush and surface mounted room thermostats for hydronic floor heating applications.

Danfoss *Icon*™ Dial is mains powered and can be used as a stand-alone thermostat or in combination with wiring center 088H001600.

The thermostat uses a relay output and can control up to 5 thermal actuators.

The user can set the desired room temperature with the dial, in a range from 5 to 30 degrees.

The dial can be removed, allowing limitation pins to be used to limit the setpoint range.

Features

- ON/OFF control
- Range limitation via pins
- Neutral design and simple user interface
- Frost protection setting
- Can be used with 230 V NC or NO actuators
- Includes thermal accelerator
- Very high UV-resistance


Ordering

Product	Version	Size	For junction box	Code no.
Danfoss <i>Icon</i> ™ Dial	In-wall	86 x 86 mm	Square, 70x70 mm	088U1001
Danfoss <i>Icon</i> ™ Dial	On-wall	86 x 86 mm	N.A.	088U1005

Accessories

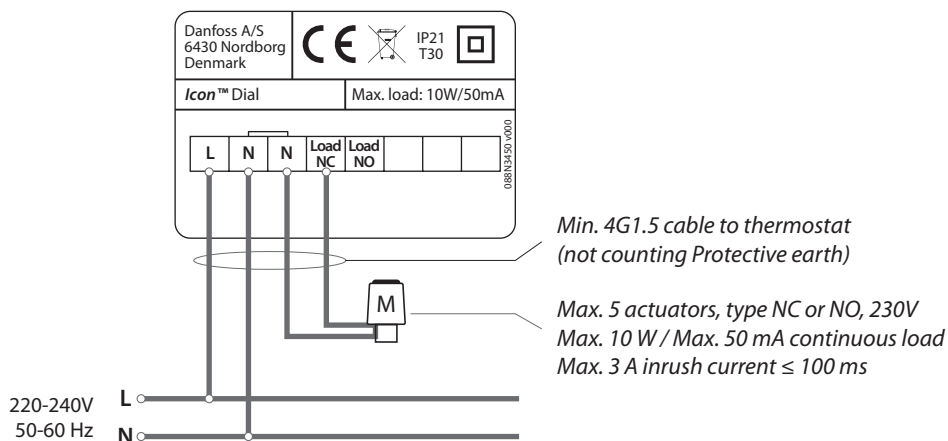
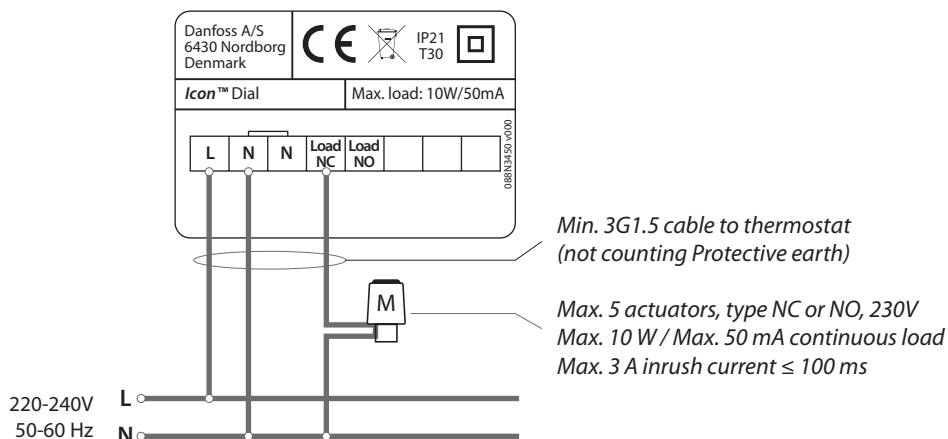
Product	Description	Code no.
Danfoss FH-WC, 230V	Wiring center, 8 channels, up to 16 outputs	088H001600

Technical specifications

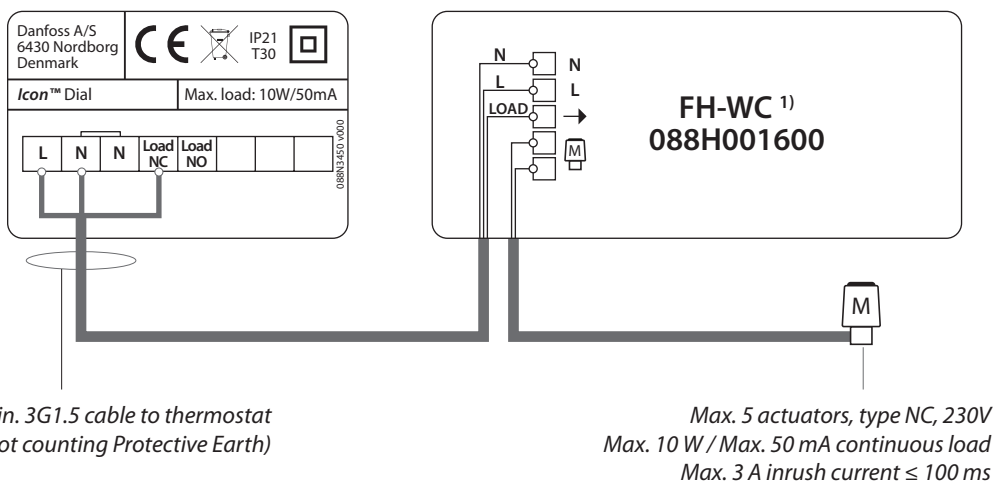
Type	Dial
Temperature setting range	+5 °C to +30 °C (frost protection setting = 5° C)
Ambient temperature, storage	-20 °C to +60 °C
Ambient temperature, used in application	0 °C to +40 °C
Controller, type	On/Off with thermal accelerator
Max. continuous load (output)	< 50 mA /10 W (= 5 pcs. Danfoss TWA actuators)
Max. inrush current (actuator)	3 A ≤ 100 ms
Power consumption	0,4 W
Power supply (excl. actuators)	220-240 V, 50/60 Hz
Sensor, room	47 kΩ, NTC
Shell material	White parts: PC ASA Grey parts: PC, 10% glass
IP and Protection class	IP: 21 Protection class: II
ErP class	 (1%)
Approval	CE, RohS, WEEE
Colour	White RAL9010 / Dark Grey RAL7024
Dimensions, in-wall versions	86 x 86 x 11 mm (088U1001)
Dimensions, on-wall version	86 x 86 x 25 mm (088U1005)

Wiring examples

Wiring without wiring center, neutral wire from main installation

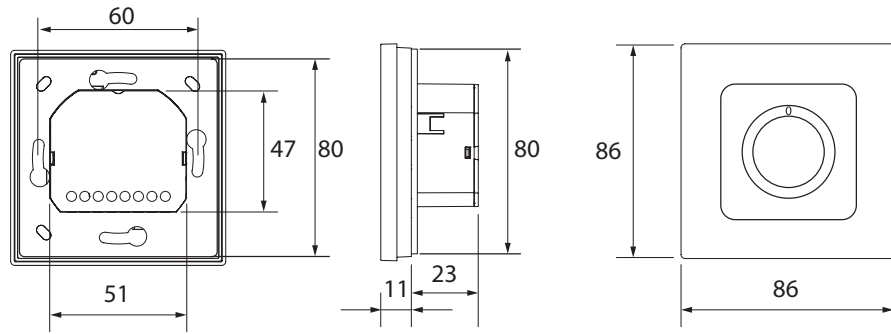


Wiring with wiring center

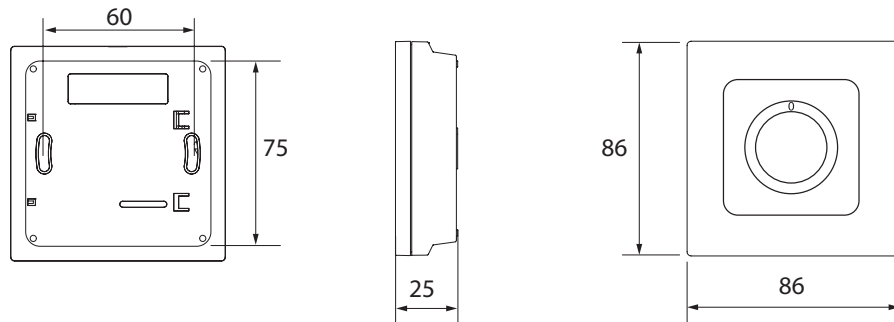


¹⁾ Note! Wiring center FH-WC 088H001600 only supports NC actuators.

Dimensions



Danfoss Icon™ Dial 088U1001



Danfoss Icon™ Dial 088U1005

Danfoss Limited

Heating Segment • heating.danfoss.co.uk • +44 (0)1895 617000 • E-mail: customerservice.uk@danfoss.com

Danfoss can accept no responsibility for possible errors in catalogues, brochures and other printed material. Danfoss reserves the right to alter its products without notice. This also applies to products already on order provided that such alterations can be made without consequential changes being necessary in specifications already agreed. All trademarks in this material are property of the respective companies. Danfoss and all Danfoss logotypes are trademarks of Danfoss A/S. All rights reserved.